

More More yeah!

included.
value.
freedom.

10 Dethleffs ACTIVE models at a budget-friendly price



Dethleffs
A friend of the family

Simply more included!

The new Dethleffs ACTIVE models simply offer more! More equipment, more savings and even more enjoyment on your travels!

These models are packed with a host of comfortable and practical extras, from high-quality flush-fitting windows to enhanced safety thanks to a reversing camera, and even an awning for that perfect shady spot next to your vehicle. You will find a full overview of the extras included with the ACTIVE models on the following pages.

There are 10 models to choose from, spanning the Globebus A Class, Globebus Camp Low Profile and Just Camp Low Profile series. Technical specifications and general equipment details for the ACTIVE models are available in the Dethleffs 2025 Motorhome Catalogue. For more illustrated information, please see the 2025 Motorhome Catalogue.

Choose more “Yeah” – and unforgettable camping experiences!



More choice!

These model series are available with the ACTIVE equipment.



Globebus Camp T

- + Agile and safe handling thanks to compact van dimensions with a vehicle width of just 2.20 m
- + Opening window in cab hood
- + High level of comfort when sleeping thanks to 150 mm-thick 7-zone cold foam mattresses made of climate-regulating material
- + Electrically operated compressor fridge with perfect cooling performance
- + Diesel heater (6 kW heating capacity) with integrated 10-litre warm water boiler
- + Extensive chassis equipment including 16" alloy wheels, fog lights, leather steering wheel with controls, and much more



Globebus I

- + Fantastic travel experience thanks to the large panoramic windshield and plenty of space in the cab
- + Agile and safe handling due to compact exterior dimensions with a vehicle width of just 2.20 m
- + Pull-down bed in the cab provides two additional, comfortable berths
- + High level of comfort when sleeping thanks to 150 mm-thick 7-zone cold foam mattresses made of climate-regulating material
- + Extensive chassis equipment including 16" alloy wheels, fog lights, leather steering wheel with controls, and much more



Just Camp T

- + Spacious living area with plenty of elbow room, large storage spaces and excellent bathroom solutions (depending on the model)
- + 70 cm-wide habitation door
- + 2.13 m interior headroom (not under the pull-down bed)
- + High level of comfort when sleeping thanks to 150 mm-thick 7-zone cold foam mattresses made of climate-regulating material
- + Extensive chassis equipment including 16" alloy wheels, fog lights, leather steering wheel with controls, and much more
- + Two additional berths with the optional pull-down bed above the seating lounge

The ACTIVE additional equipment in the Globebus Camp T

The Globebus Camp is a compact low-profile model built on a Fiat Ducato chassis. With a width of just 220 cm and a length starting at 599 cm, it combines the compact dimensions of a camper van with the comfort and space of a traditional motor-home.

Thanks to excellent insulation and various winter options, the Globebus Camp is the perfect travel companion all year round.

In terms of self-sufficiency, the Globebus Camp also impresses. The heating system (including a warm water boiler) runs on diesel, which is typically abundant on board.

Not only is the electric compressor fridge highly energy-efficient, but its operating time can be extended almost indefinitely with the optional solar power system or efficient lithium-ion battery. Only the hob in the Globebus Camp T operates on gas, for which a compact 2.8 kg gas bottle is sufficient, conveniently stored in the kitchen unit. This setup not only provides a high level of self-sufficiency but also frees up additional storage space, as there is no need for a large gas bottle locker.



ACTIVE additional equipment

- ACTIVE exterior design
- Double-glazed flush-fitting windows
- Habitation door with window including blind and central locking system
- Rear garage with second door on the left
- Reversing camera
- Insulated wastewater tank
- Omnistor cassette awning
- Comprehensive chassis equipment with climate control, digital speedometer, full LED headlights, LED daytime running lights, wireless phone charger, electric parking brake and much more
- Naviceiver (Zenec) including Apple CarPlay/Android Auto
- Cab blinds
- Multi-level ambient lighting
- Panoramic skylight in the living room
- Bed modification: single beds to double bed (T 4)
- Real wood shower grid
- Seat belt bracket for 3rd and 4th seat secured with a three-point seat belt
- "Jupiter" special upholstery
- Pre-wiring for satellite, air-conditioning and solar power system, and for second reversing camera
- 131 l compressor fridge
- CP Plus digital heating control panel
- Kitchen rear panel including illumination

The ACTIVE additional equipment in the Globebus I

A Class motorhomes are considered the “royalty” of the motorhoming world. Why? Because the driving experience in an A Class model is simply outstanding. The large panoramic windshield gives you the sensation of being in a luxury coach, and the additional space in the cab only enhances that feeling. Yet, despite its grandeur, the Globebus A Class drives as easily and dynamically as a van – ideal for city trips and mountain roads. Despite its compact dimensions, it gives you all the benefits of a full-sized motorhome, such as insulation, freedom of movement and kitchen and bathroom facilities.

A major advantage of the Globebus A Class is the standard pull-down bed above the cab. This bed provides two additional, generous berths without taking up any room during the day, as it tucks away almost invisibly into the ceiling of the cab.



ACTIVE additional equipment

- ACTIVE exterior design
- Tall design rear moulding
- Double-glazed flush-fitting windows
- Habitation door with window including blind and central locking system
- Reversing camera
- Insulated wastewater tank
- Omnistor cassette awning
- Multi-level ambient lighting
- Panoramic skylight (75 x 105 cm) in the living room
- Bed modification: single beds to double bed (1 4/1 6)
- Real wood shower grid
- “Jupiter” special upholstery
- Comprehensive chassis equipment with climate control, digital speedometer, wireless phone charger, electric parking brake and much more
- Naviceiver (Zenec) with sound system including Apple CarPlay/Android Auto and external DAB+ radio antenna
- Pre-wiring for satellite, air-conditioning and solar power system, and for second reversing camera
- 137 l fridge/freezer combination (1 1)
- Sockets and switches in bi-colour design
- Luxury on-board control panel
- CP Plus digital heating control panel
- Kitchen rear panel including illumination

The ACTIVE additional equipment in the Just Camp

Some decisions are easy. Such as whether to buy the Just Camp ACTIVE! With its trendy design, excellent equipment and many fresh ideas, your first step into the world of motorhomes has never been easier. And with five different layouts to choose from, you're certain to find one that meets your own mobile camping requirements.

By the way, no matter which layout you choose, every model comes equipped with everything you need for a perfect night's sleep. This begins with high-quality, 150 mm-thick 7-zone cold foam mattresses made from moisture-regulating materi-

al, fitted on both single and double beds. Queen beds are height-adjustable as standard, providing either more storage space in the rear garage or extra headroom in the bedroom. If additional beds are needed, an electric pull-down bed with two extra berths can be ordered.



Just Camp ACTIVE | Heron

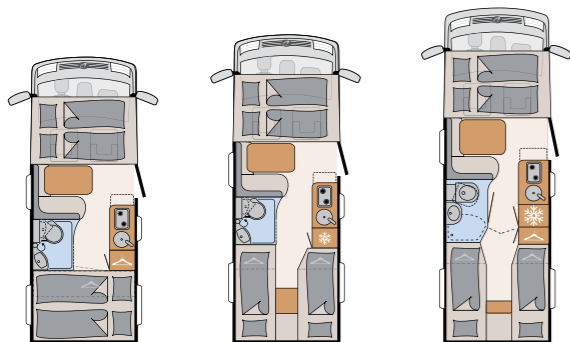
ACTIVE additional equipment

- Active exterior design (rear light moulding with black diffuser, extended stickers, red skid plate)
- Double-glazed flush-fitting windows with blinds and mosquito screens, including kitchen rear panel
- Opening window in T-hood
- Habitation door with window including blind and central locking system (including cab door)
- Panoramic skylight (70 x 50 cm) in the living room
- Omnistor cassette awning (manual)
- Storage space door on the left
- Reversing camera
- Dethleffs Naviceiver including DAB+, truck navigation, wireless Apple CarPlay and Android Auto
- Cab blinds
- Light Moments:
 - Ambient lighting above the overhead lockers
 - Ambient lighting on the wall surfaces
 - Illuminated kitchen rear panel
- "Heron" textile leather upholstery
- Cosy L-shaped seating lounge with a freestanding, height-adjustable table leg and 2 integrated 3-point belts (not available in T 7052 EBL/DBL)
- Bed modification: single beds to double bed
- Window in the bathroom (not available in T 6812 EB)
- Shower grid
- Digital control panel for warm-air heating
- Pre-wiring for solar, roof air-conditioning and satellite system

The ACTIVE models

Globebus I ACTIVE

A Class



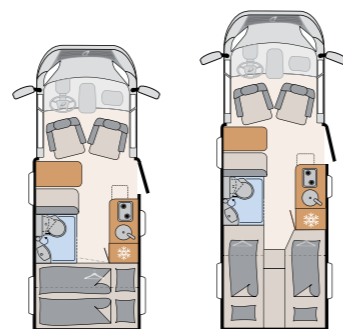
I1

I4

I6

Globebus Camp T ACTIVE

Low Profile

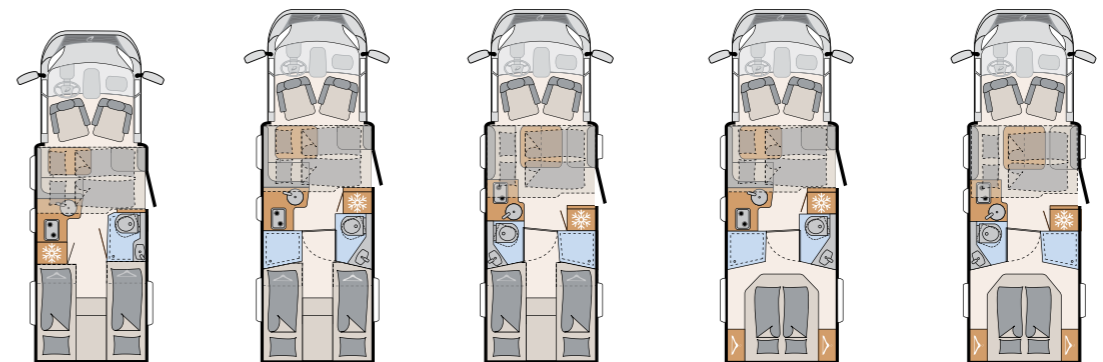


T1

T4

Just Camp T ACTIVE

Low Profile



T 6812 EB

T 7052 EB

T 7052 EBL

T 7052 DBM

T 7052 DBL

Your Dethleffs dealer.

valid as of 15 August 2024

Please note that the pictures in this catalogue may depict alternative designs or optional equipment and accessories that are only available at additional cost. For information about specifications, equipment and prices please refer to the technical information. Or simply ask your Dethleffs dealer. Colour deviations are possible due to the printing process and different output devices.



Dethleffs GmbH & Co. KG
Arist-Dethleffs-Strasse 12 · 88316 Isny
www.dethleffs.com

Dethleffs
A friend of the family