

# The new caravan generation

Camper® | Nomad | Beduin Scandinavia



**Dethleffs**  
A friend of the family



## Dethleffs classics

# Reinvented three times over!

When Arist Dethleffs invented the “camper car” in 1931, he could hardly have imagined that he was not only creating a unique travel companion for his family, but also introducing an entirely new way to holiday. Camping surged in popularity during the 1950s and remains a favourite holiday choice for many to this day.

Inseparably linked to this legacy are the iconic names Camper®, Nomad and Beduin. For decades, these models have exemplified the renowned Dethleffs quality, crafted in the Allgäu region. The latest generation of these Dethleffs classics has been fully redesigned, once again embodying the pioneering spirit of Arist Dethleffs.

Welcome to the original!



# The winter expert.

Since 1956, the Beduin has been synonymous with luxurious mobile comfort. The "Scandinavia" designation is well-earned, thanks to a design tailored for year-round use. This includes standard features such as hot-water heating and electric floor heating.

Our promise? An exquisite caravanning experience, even in freezing temperatures!



## LIVING

# Spaciousness, redefined.

The Beduin Scandinavia combines Scandinavian-inspired interior design with generous freedom of movement. The result is a living experience like no other, surpassed only by this caravan's outstanding features.

A literal highlight in the Beduin Scandinavia is the Light Moments lighting concept. With a dimmer function and three independently adjustable levels, it illuminates the living room to perfectly suit any situation. Discover next-level mobile living!

- + Hot water heating for home-like comfort
- + Electric floor heating! For warm feet, even in freezing temperatures
- + Expansive front kitchens with ample storage space, large worktops and plenty of elbow room
- + Comfortable full-width rear bathrooms with separate shower cubicles



The ergonomically shaped cushions invite you to relax. A choice of three upholstery options is available – the Tropea upholstery shown here features a special stain-resistant coating for added protection. • 690 BQT | Tropea

# Fine living in the Beduin Scandinavia.



The front kitchens in the Beduin are simply phenomenal! Equipment, worktops, storage space, roominess – everything is top notch. The large window lets in plenty of light and fresh air while offering stunning views outside. • 690 BQT



The spacious queen bed can be adjusted in length, creating an even wider passage to the bathroom during the day. Beneath it lies a large storage compartment, which is also accessible from the outside. • 690 BQT



Whether it's freshly baked bread, cake or pizza, the standard oven makes it easy to prepare your favourite holiday treats.



Keeping your ingredients perfectly fresh! The fridge/freezer combination, with a total capacity of 137 or 156 litres (depending on the model), features automatic energy selection (AES).



A luxury bathroom! Enjoy plenty of space, a separate shower cubicle, a stylish recessed sink and a window for ventilation. There's no better way to start your day! • 690 BQT

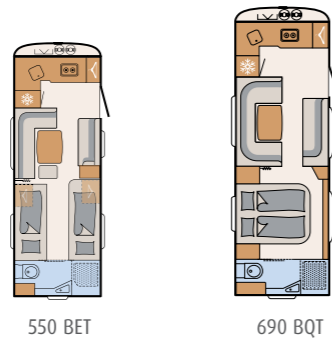
## Finishes



Smooth sides, Silver (option)

Smooth sides, White (standard)

## Layouts



550 BET

690 BQT

## Upholstery



Amposta (standard)



Tarragona



Tropea

## Highlights



You can find detailed information about the new Beduin Scandinavia at: [www.dethleffs.com/caravans/beduin-scandinavia](http://www.dethleffs.com/caravans/beduin-scandinavia)

- 1** Solid: the sturdy pan supports exude quality and are large enough to safely accommodate a pot and pan at the same time.
- 2** The SIU digital vehicle information system comes as standard, featuring a levelling display. It provides convenient access to key vehicle information directly on your smartphone. (see p. 23)
- 3** Generous storage spaces are a hallmark of the Beduin Scandinavia, such as the under-bed compartment, which can also be accessed from outside the vehicle. • 690 BQT
- 4** The 650 mm-wide entrance door features a window and blind, an interior panel with a waste bin, and the Safelock system with two sturdy steel bolts.
- 5** The spotlights can be flexibly repositioned along the power rails, directing light exactly where it's needed. The same applies to the handy USB charging port.
- 6** The S-shaped overhead locker doors close almost silently thanks to the soft-close system. As a practical extra, the AirPlus overhead ventilation prevents a build-up of condensation.

# Camping in every season

The Allgäu region is home to harsh winters – and it’s been our home since 1931! As we still have real winters, we mostly know what is especially needed for winter camping. All Dethleffs caravans are suitable for winter use as standard. For frequent use in icy and snowy conditions, we recommend our expertly crafted Winter Comfort Packages, designed to make your caravan truly winterproof.

Built on years of experience, this equipment ensures your caravan stays warm and cosy, even during the coldest nights, while preventing the water system from freezing.



A holiday home parked right next to the ski slopes, with a warm and cosy interior just like home!



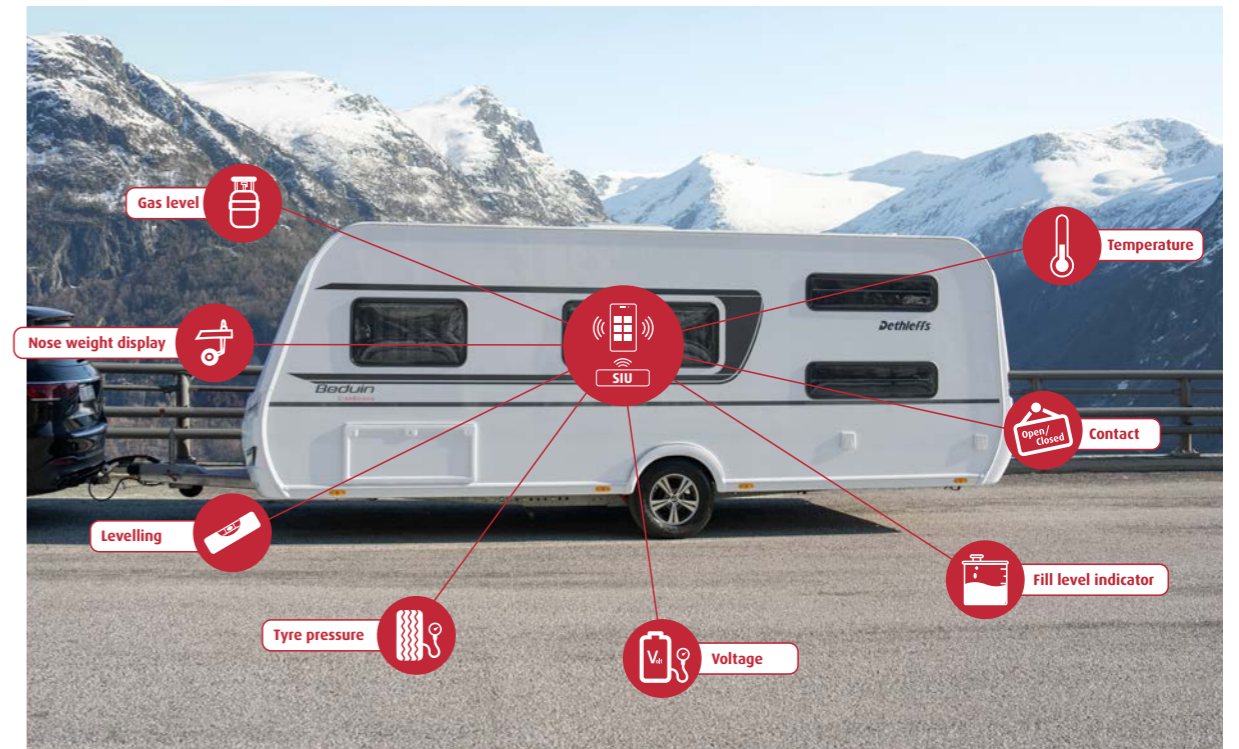
Stay safe throughout the cold season with a winterproof caravan equipped with the Winter Comfort Package from Dethleffs.

# Enter the digital era









Standard in all Camper®, Nomad and Beduin Scandinavia models: the System Information Unit (SIU)! This digital information centre sends essential vehicle data straight to your smartphone via an app.

Thanks to the System Information Unit and the Dethleffs Connect app, you can transform your caravan into a digital information centre and keep an eye on important vehicle information at all times – via an app on your mobile phone or tablet. The levelling system and voltage display come pre-installed as standard, and additional sensors are available from Dethleffs Original Accessories:

[www.dethleffs-original-zubehoer.com](http://www.dethleffs-original-zubehoer.com)



## Available sensors and their functions

-  **Gas level**  
A sensor on the base monitors the gas bottle's fill level
-  **Nose weight display**  
The correct support load is essential for driving stability – this is measured at the support wheel
-  **Levelling (standard)**  
Provides a visual indication of whether the caravan is level
-  **Tyre pressure**  
Sensors installed in the valve caps reliably measure the tyre pressures
-  **Voltage**  
Displays battery voltage (if a battery is installed)
-  **Fill level indicator: water**  
Displays the fresh water tank level in multiple levels
-  **Contact**  
Installed on the windows and/or the skylight to show their open/closed status
-  **Temperature**  
Displays the current temperature in the fridge or interior

**Suitable for winter use:** at an outside temperature of 0°C, the vehicle's interior can be permanently heated to 20°C.

**Winterproof:** it must be possible to heat a completely cold vehicle from -15°C to +20°C in just four hours.



Detailed information about our winterised caravans can be found at:  
[www.dethleffs.com/winter-specialist](http://www.dethleffs.com/winter-specialist)

Your Dethleffs dealer.

01.25

Please note that the pictures in this catalogue may depict alternative designs or optional equipment and accessories that are only available at additional cost. For information about specifications, equipment and prices please refer to the technical information. Or simply ask your Dethleffs dealer. Colour deviations are possible due to the printing process and different output devices.



Dethleffs GmbH & Co. KG  
Arist-Dethleffs-Strasse 12 • D-88316 Isny  
[www.dethleffs.com](http://www.dethleffs.com)

***Dethleffs***  
A friend of the family