

# The new caravan generation

Camper® | Nomad | Beduin Scandinavia



***Dethleffs***  
A friend of the family





## Dethleffs classics

# Reinvented three times over!

When Arist Dethleffs invented the “camper car” in 1931, he could hardly have imagined that he was not only creating a unique travel companion for his family, but also introducing an entirely new way to holiday. Camping surged in popularity during the 1950s and remains a favourite holiday choice for many to this day.

Inseparably linked to this legacy are the iconic names Camper®, Nomad and Beduin. For decades, these models have exemplified the renowned Dethleffs quality, crafted in the Allgäu region. The latest generation of these Dethleffs classics has been fully redesigned, once again embodying the pioneering spirit of Arist Dethleffs.

Welcome to the original!





# The caravan for families

The Camper® has been the ideal family caravan since 1952. The latest generation has been further refined with enhanced features and a modern interior designed to make the whole family feel instantly at home. Every model comes with a comprehensive standard specification, including hot water preparation and outstanding safety equipment, such as a premium AL-KO chassis with shock absorbers, an anti-sliding coupling and self-adjusting AAA brakes.

Perfect for families – thanks to smart, family-focused layouts with bunk beds. In the 730 FKR, there’s even an additional seating lounge for the kids.

For many models with transverse bunk beds, an optional third bunk is available on request.



## LIVING

# Yes we camp!

The perfect living space for camping fans big and small! The new Camper® features a redesigned interior that is sleek and modern. A stylish blend of sage-green overhead locker doors, beige surfaces and a contemporary wood tone creates a striking contrast with black accents, adding vibrancy to the space.

- + “Floating backrests” add an incredible sense of lightness to the space
- + The streamlined, handle-free overhead lockers are slightly recessed at the bottom for increased headroom
- + Choose from three chic upholstery fabrics, some in two-tone designs, featuring interesting stitching and premium materials
- + A wide selection of family-friendly bunk-bed layouts is available, most of which include an optional triple bunk



The Camper 560 FMK offers up to six berths when the optional triple bunk bed is included. The spacious U-shaped seating lounge provides enough room for everyone. • 560 FMK | Downtown



# The Camper® – a great place to live.



The kitchens in the Camper® series offer plenty of room and storage space. The new cooker and sink layout provides generous workspace at the front, making holiday cooking a delight.



The 137-litre fridge/freezer combination is part of the standard specification, offering plenty of room to keep everything fresh.



A great place to sleep – thanks to 15 cm-thick 7-zone cold foam mattresses made of climate-regulating material. The open sink area offers ample space to move around. Alternatively, a separate bathroom can be ordered. • 560 FMK



The new gas cooker with electric ignition features extra-sturdy pan supports. The arrangement of the burners makes it easy to cook with a large pan and a standard pot at the same time.



The practical kitchen pull-out securely holds spices, vinegar, oil and even larger bottles, keeping them within easy reach (model-dependent).



Single beds are popular because they allow you to get up without disturbing your partner. On request, the single beds can be converted into a spacious sleeping area using a pull-out slatted frame and various cushioning elements. • 460 EST



Kids love bunk beds! Most transverse bunk beds can also be ordered as triple bunks. A wardrobe and a linen cupboard ensure the children's room stays neat and organised. • 560 FMK



# Finishes

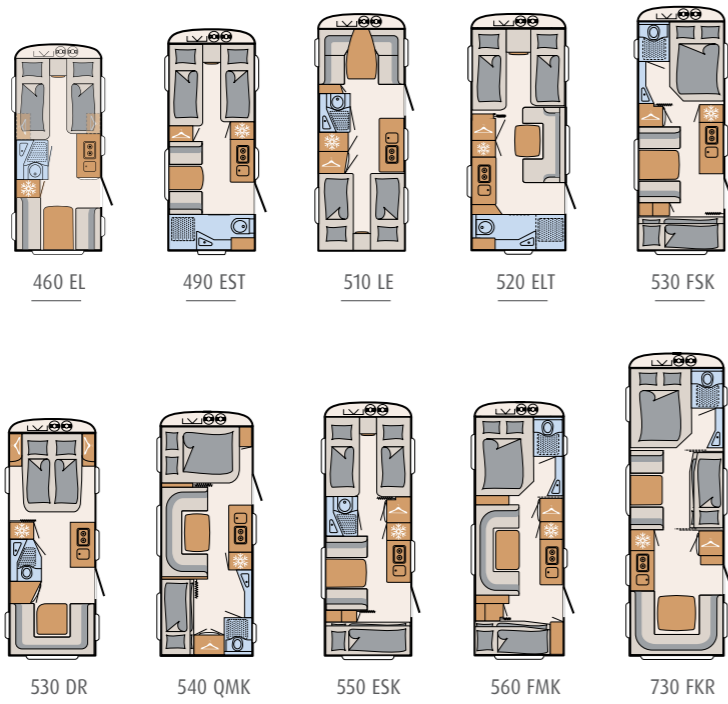


Rifled sides, White (standard)

Smooth sides, Silver (option)

Smooth sides, White (option)

# Layouts



# Upholstery



Downtown (standard)



Rooftop



City Vibes

# Highlights

You can find detailed information about the new Camper® at: [www.dethleffs.com/caravans/camper](http://www.dethleffs.com/caravans/camper)



1



2



3



4



5



6

- 1 Step right in! The 650 mm-wide habitation door provides easy access to the caravan and is secured with a Safelock mechanism featuring two steel bolts
- 2 There's also plenty of space inside the bench lockers, which can be opened without removing the cushions. A practical support holds the lid open for easier access
- 3 The 150 mm-thick 7-zone cold foam mattresses – made from climate-regulating material and paired with a slatted wood base – provide exceptional sleeping comfort
- 4 The overhead lockers are equipped with the Dethleffs AirPlus system, which prevents a build-up of condensation on the interior walls
- 5 The Camper® offers plenty of easily accessible storage space, with at least one large compartment accessible from outside via a service flap
- 6 The stylish black spotlights can be repositioned along the power rails as needed, as can the USB charging port



# The stylish touring caravan.

Travelling in style and comfort – this is the essence of the Nomad. The latest generation takes this concept even further, thanks to a sleek new design and a host of impressive features. With ten model variants, three upholstery options, perfectly coordinated styling packages and a wide range of additional equipment, the Nomad is the perfect choice for those who value individuality.



## LIVING

# Stylish living with a touch of elegance.

The living room of the new Nomad features warm wood furniture finishes that harmonise perfectly with the basalt-grey overhead locker doors and pebble-grey worktops, creating a sophisticated space where you can feel truly at home. The thoughtful lighting concept enhances this ambience, featuring indirect lighting above and below the overhead lockers and along the kitchen worktop, as well as a backlit kitchen rear panel.

- + Stylish, modern interior design
- + Streamlined furniture design with handle-free fronts
- + Comprehensive lighting concept with multiple indirect light sources
- + Elegantly designed corner elements with integrated storage options
- + Open shelves add a sense of freedom and create an airy feel



The elaborate lighting concept captivates thanks to a variety of different light sources, including illumination for the kitchen rear panel and the worktop. • 560 FMK | Olea



# Enjoy life in the Nomad.



The fully equipped kitchen with ample (storage) space lets you enjoy gourmet holiday dining whenever you wish. The rimless kitchen covers add a touch of elegance. • 490 EST



Floating backrests, open shelves and stylish corner elements create a space full of lightness. The seating lounge can also be converted into an additional double bed if desired. • 490 EST | Lona



The sturdy pan supports exude top quality, and the burner spacing makes it easy to cook with a large pan and a pot at the same time.



Always within reach! Spices, canned goods and even large bottles can be neatly stored in the convenient kitchen pull-out (depending on model).



The spacious rear bathroom with a separate shower cubicle offers plenty of elbow room. The large window with a fly screen and blackout blind ensures proper ventilation after showering. • 490 EST



# Finishes

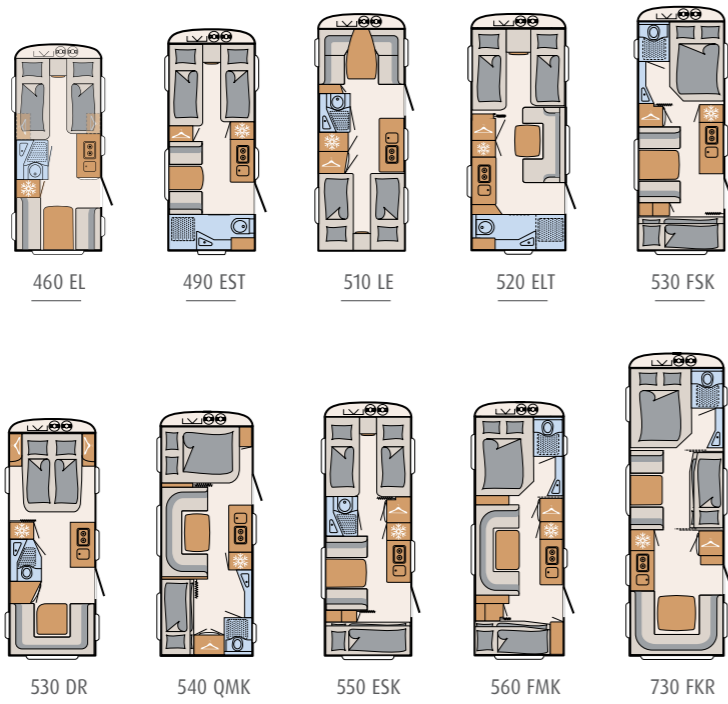


Riffled sides, White (standard)

Smooth sides, Silver (option)

Smooth sides, White (option)

# Layouts



# Upholstery



Selma (standard)



Olea



Lona

# Highlights


You can find detailed information about the new Nomad at: [www.dethleffs.com/caravans/nomad](http://www.dethleffs.com/caravans/nomad)



1



2



3



4



5



6

- 1 Incredibly practical – the 650 mm-wide entrance door with a window, blind and waste bin. It's also extremely secure, thanks to the Safelock system with two sturdy steel bolts.
- 2 Safe travels – thanks to the AL-KO-branded chassis with shock absorbers, self-adjusting AAA brakes and an anti-sliding coupling.
- 3 Enjoy a good night's sleep! The 15 cm-thick 7-zone cold foam mattresses on ergonomic wooden slatted bed frames make it easy to get a great night's rest.
- 4 The gas bottle cover swings upwards in a space-saving parallel motion, so bicycles mounted on the draw bar don't need to be removed.
- 5 The Nomad's high-end design continues in the bathroom, featuring black fittings and a seamless sink with an integrated shelf.
- 6 The spotlights on the power rails can be flexibly repositioned, as can the practical USB charging port.



# The winter expert.

Since 1956, the Beduin has been synonymous with luxurious mobile comfort. The "Scandinavia" designation is well-earned, thanks to a design tailored for year-round use. This includes standard features such as hot-water heating and electric floor heating.

Our promise? An exquisite caravanning experience, even in freezing temperatures!



## LIVING

# Spaciousness, redefined.

The Beduin Scandinavia combines Scandinavian-inspired interior design with generous freedom of movement. The result is a living experience like no other, surpassed only by this caravan's outstanding features.

A literal highlight in the Beduin Scandinavia is the Light Moments lighting concept. With a dimmer function and three independently adjustable levels, it illuminates the living room to perfectly suit any situation. Discover next-level mobile living!

- + Hot water heating for home-like comfort
- + Electric floor heating! For warm feet, even in freezing temperatures
- + Expansive front kitchens with ample storage space, large worktops and plenty of elbow room
- + Comfortable full-width rear bathrooms with separate shower cubicles



The ergonomically shaped cushions invite you to relax. A choice of three upholstery options is available – the Tropea upholstery shown here features a special stain-resistant coating for added protection. • 690 BQT | Tropea



# Fine living in the Beduin Scandinavia.



The front kitchens in the Beduin are simply phenomenal! Equipment, worktops, storage space, roominess – everything is top notch. The large window lets in plenty of light and fresh air while offering stunning views outside. • 690 BQT



The spacious queen bed can be adjusted in length, creating an even wider passage to the bathroom during the day. Beneath it lies a large storage compartment, which is also accessible from the outside. • 690 BQT



Whether it's freshly baked bread, cake or pizza, the standard oven makes it easy to prepare your favourite holiday treats.



Keeping your ingredients perfectly fresh! The fridge/freezer combination, with a total capacity of 137 or 156 litres (depending on the model), features automatic energy selection (AES).



A luxury bathroom! Enjoy plenty of space, a separate shower cubicle, a stylish recessed sink and a window for ventilation. There's no better way to start your day! • 690 BQT



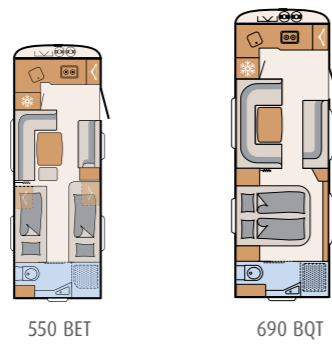
## Finishes



Smooth sides, Silver (option)

Smooth sides, White (standard)

## Layouts



550 BET

690 BQT

## Upholstery



Amposta (standard)



Tarragona



Tropea

## Highlights

You can find detailed information about the new Beduin Scandinavia at: [www.dethleffs.com/caravans/beduin-scandinavia](http://www.dethleffs.com/caravans/beduin-scandinavia)



1



2



3



4



5



6

- 1 Solid: the sturdy pan supports exude quality and are large enough to safely accommodate a pot and pan at the same time.
- 2 The SIU digital vehicle information system comes as standard, featuring a levelling display. It provides convenient access to key vehicle information directly on your smartphone. (see p. 23)
- 3 Generous storage spaces are a hallmark of the Beduin Scandinavia, such as the under-bed compartment, which can also be accessed from outside the vehicle. • 690 BQT
- 4 The 70 cm-wide XXL entrance door features a window and blind, an interior panel with a waste bin, and the Safelock system with two sturdy steel bolts.
- 5 The spotlights can be flexibly repositioned along the power rails, directing light exactly where it's needed. The same applies to the handy USB charging port.
- 6 The S-shaped overhead locker doors close almost silently thanks to the soft-close system. As a practical extra, the AirPlus overhead ventilation prevents a build-up of condensation.



# Camping in every season

The Allgäu region is home to harsh winters – and it’s been our home since 1931! As we still have real winters, we mostly know what is especially needed for winter camping. All Dethleffs caravans are suitable for winter use as standard. For frequent use in icy and snowy conditions, we recommend our expertly crafted Winter Comfort Packages, designed to make your caravan truly winterproof.

Built on years of experience, this equipment ensures your caravan stays warm and cosy, even during the coldest nights, while preventing the water system from freezing.



A holiday home parked right next to the ski slopes, with a warm and cosy interior just like home!



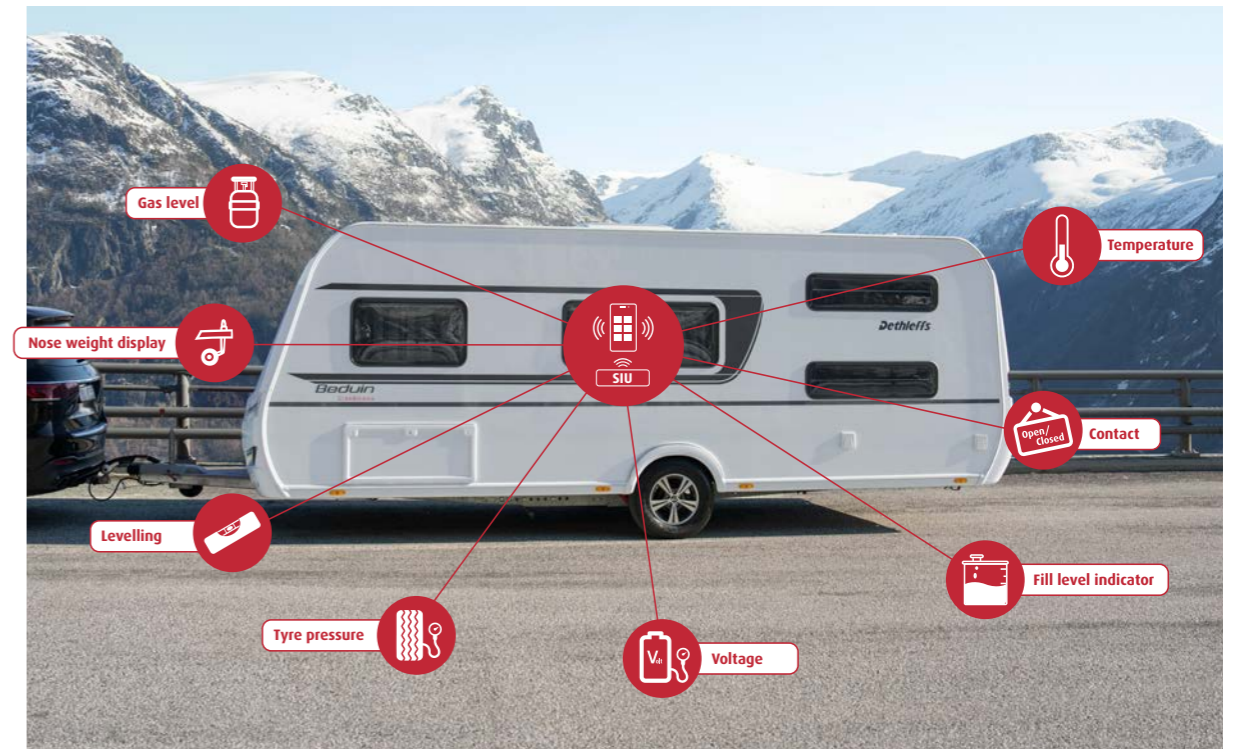
Stay safe throughout the cold season with a winterproof caravan equipped with the Winter Comfort Package from Dethleffs.

# Enter the digital era









Standard in all Camper®, Nomad and Beduin Scandinavia models: the System Information Unit (SIU)! This digital information centre sends essential vehicle data straight to your smartphone via an app.

Thanks to the System Information Unit and the Dethleffs Connect app, you can transform your caravan into a digital information centre and keep an eye on important vehicle information at all times – via an app on your mobile phone or tablet. The levelling system and voltage display come pre-installed as standard, and additional sensors are available from Dethleffs Original Accessories:

[www.dethleffs-original-zubehoer.com](http://www.dethleffs-original-zubehoer.com)



## Available sensors and their functions

-  **Gas level**  
A sensor on the base monitors the gas bottle's fill level
-  **Nose weight display**  
The correct support load is essential for driving stability – this is measured at the support wheel
-  **Levelling (standard)**  
Provides a visual indication of whether the caravan is level
-  **Tyre pressure**  
Sensors installed in the valve caps reliably measure the tyre pressures
-  **Voltage**  
Displays battery voltage (if a battery is installed)
-  **Fill level indicator: water**  
Displays the fresh water tank level in multiple levels
-  **Contact**  
Installed on the windows and/or the skylight to show their open/closed status
-  **Temperature**  
Displays the current temperature in the fridge or interior

**Suitable for winter use:** at an outside temperature of 0°C, the vehicle's interior can be permanently heated to 20°C.

**Winterproof:** it must be possible to heat a completely cold vehicle from -15°C to +20°C in just four hours.



Detailed information about our winterised caravans can be found at:  
[www.dethleffs.com/winter-specialist](http://www.dethleffs.com/winter-specialist)



Your Dethleffs dealer.

01.25

Please note that the pictures in this catalogue may depict alternative designs or optional equipment and accessories that are only available at additional cost. For information about specifications, equipment and prices please refer to the technical information. Or simply ask your Dethleffs dealer. Colour deviations are possible due to the printing process and different output devices.



Dethleffs GmbH & Co. KG  
Arist-Dethleffs-Strasse 12 • D-88316 Isny  
[www.dethleffs.com](http://www.dethleffs.com)

***Dethleffs***  
A friend of the family