

A CLASS

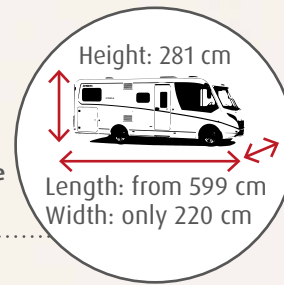
GLOBEBUS



GLOBEBUS Highlights

- + The van among motorhomes! With safe, agile handling
- + First-class insulation for the superstructure. Fully winterproof on request
- + Large L-shaped seating lounge with comfortable, ergonomically contoured cushions
- + Fully equipped kitchen with gas cooker, large fridge and sturdy countertop extension
- + Full bathroom with shower
- + Exclusive Gran Turismo Package (optional)


Compact vehicle dimensions



150 cm-wide pull-down bed above the cab



Tall rear garage with access from both sides and max. 150 kg distributed load



LIVING

Oasis of peace for world travellers



Globebus A Class

Motorhome royalty in a compact format! Its elegance makes the Globebus A Class a real eye-catcher – active driving, compact and excellent design. Travelling is a fantastic experience thanks to the huge panoramic windscreen and the spaciousness in the cab.

The practical pull-down bed with a width of 150 cm is fitted as standard and is extremely easy to set up.





I 6| Floyd

1 Modern, handleless overhead locker doors with soft-close function

2 Large L-shaped seating lounge with free-standing table and ergonomically contoured cushions

3 Folding worktop extension - create extra space for cooking with one hand movement

SLEEPING

Pure relaxation



The practical single beds have a length of 195 cm. They can be quickly converted into a 200 x 155 cm sleeping area (option)
• 16



The transverse double bed offers a generous 200 x 145 cm sleeping area. Like the single beds, it ensures perfect sleeping comfort thanks to a 150 mm-thick 7-zone mattress made of climate-regulating material • 11



The pull-down bed in the A Class models has a sleeping area with a width of 150 cm

BATHROOM

Refreshment



The I 6 comes with a roomy, separate shower, an easy-to-access sink and lots of storage space · I 6



Talk about an optimal use of space!
Simply swing the back panel over
and the bath becomes a plastic-
panelled shower cubicle · I 1

COOKING

Small but impressive!



There is enough space in the drawers and the kitchen base cabinet for all your supplies and utensils. Your crockery also has a home in the overhead lockers. • | 6



The worktop extension can be folded away very quickly when it is not needed. The 2-burner gas hob features an integrated piezo ignition. • | 6



Compact, yet packed everything you need – fully equipped kitchen with hot-water system, gas cooker, large drawers and fridge • | 6

Plus factors



You can find the full specification for the GLOBEBUS models in the separate technical information or at www.dethleffs.com/globebus



Comfortable captain seats with height/tilt adjustment and upholstered armrests



70 cm wide habitation door (I 6) with fly-screen blind



Large rear garages with access from both sides and new, smooth-running twist/quick-release latches



Coach-style mirrors for an optimal field of vision



Cruise control, cab air-conditioning, driver and passenger airbags and much more are included as standard



Handy: the extendable step for the bed can also be used as a storage compartment (I 1)



Distinctive rear light carrier in the new Dethleffs design style

Variety of choice



Floyd



Duke



Noce Nagano



More information is available at:
www.dethleffs.com/globebus or
in the separate technical information



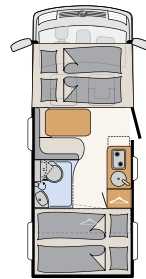
A synonym for comfortable travelling! Experience the Globebus Gran Turismo. Scan the code or visit: www.dethleffs.com/globebus



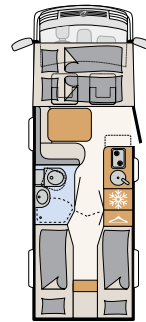
White (standard)



GT (option)



I1
4 sleeping berths



I6
4 sleeping berths

The indicated number of sleeping berths are maximum values and partly available with optional fittings.