

A CLASS

Travel in first-class

ESPRIT



ESPRIT Highlights

- + Comfortable interior in Scandinavian look with feel-good character
- + Perfectly winterised thanks to double-floor technology and frost-proof water system
- + Electrically adjustable pull-down bed with 200 x 150 cm sleeping area, high-quality mattress and slatted frame
- + Fully equipped professional kitchen for foodies – with high-performance cooker, voluminous drawers with soft-close mechanisms and large fridge / freezer combination (can be opened on both sides if desired)
- + Ideal driving characteristics: premium low platform broad gauge chassis, lowered by 145 mm
- + **Exclusive chassis specification:**
 - 136 kW/180 hp Multijet engine
 - 9-speed automatic transmission
 - Cab climate control
 - Leather steering wheel... as well as extensive additional equipment

Large rear garage with access on both sides and max. 250 kg distributed load!



LifeTime-Plus bodywork construction with wood-free, GRP-clad underfloor, side walls with PU strips and XPS insulation



On holiday at last!



The alternative: furniture in the cab instead of a pull-down bed! This creates an even greater sense of spaciousness and more headroom - as well as additional storage options (optional)



High-quality SKA captain seats are fitted as standard. As an option, hydraulic seats can be selected - to completely eliminate vibrations and bumps from the road surface. They can also be combined with seat heating and ventilation



Feel good all year round regardless of the season, thanks to the heated, multifunctional double floor



1 Atmospheric ambience is provided by the “Light Moments” lighting system (option)

2 Spacious and extremely comfortable L-shaped seating lounge - shown here with the optional Rubino genuine leather upholstery

3 Space for a 32” flat-screen TV with extendable and swivelling mount (option)

I 7150-2 DBM | Rubino

SLEEPING

The dream factory



This is peak comfort. The queen bed with standard dimensions of 200 x 160 cm is accessible from three sides – and low enough to make getting in and out a breeze. Tall wardrobes are located on both the left and right side. 7150-2 DBM



Maximum sleeping comfort: the pull-down beds in the A Class offer a large 200x150 cm sleeping area with electrical operation as standard



Ideal dimensions even for taller campers! The single beds are at least 215 cm long and 80 cm wide

BATHROOM

Mobile Luxury Oasis



High-quality materials and workmanship also lend the bathroom a touch of luxury



The large shower cubicle in a modern design and ambient lighting create an optimum feeling of well-being

Culinary delight



Abundant storage space is provided thanks to the large drawers which lock automatically when driving. The cooker hood (option) removes unpleasant odours from the vehicle's interior



177-litre fridge / freezer combination with oven – can be opened from both sides (option)



Plus factors



You can find the full specification for the ESPRIT models in the separate technical information or at www.dethleffs.com/esprit



Count the stars at night. Large skylight above the bed in the sleeping area (option, GT package)



Comfortable SKA hydraulic captain seats including seat ventilation and heating (option)



Enormous rear garage that can be loaded from both sides



Frost-proof – thanks to the heated double floor with plenty of storage space and through-loading facility



The high-gloss overhead lockers are equipped with a soft-close function and are indirectly illuminated



The harmonious "Light Moments" lighting system creates a unique ambience inside the vehicle (option)



Dethleffs Lifetime-Plus: GRP-clad, wood-free underfloor, side walls with PU strips and XPS insulation



Well-insulated and secure: automotive flush-fitting windows

Variety of choice



Kari



Nubia



Rubino (real leather, option)



Noce Nagano



Individual (real leather, option)



click me

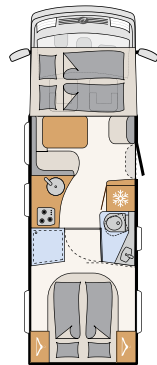
More information is available at:
www.dethleffs.com/esprit
or in the separate technical information



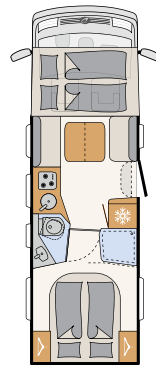
White (standard)



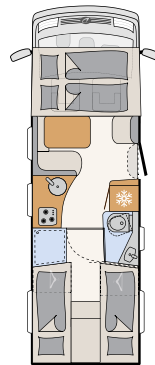
GT (option)



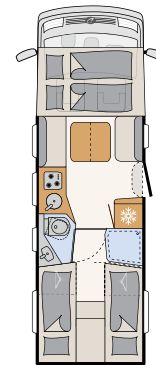
I 7150-2 DBM
4 sleeping berths



I 7150-2 DBL
4 sleeping berths



I 7150-2 EB
4 sleeping berths



I 7150-2 EBL
4 sleeping berths

The indicated sleeping berths are maximum values and partly available with optional fittings.