

# GLOBEBUS CAMP T

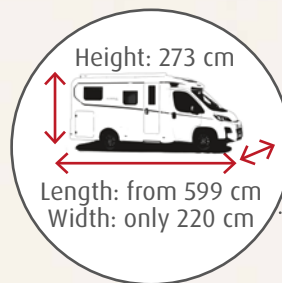
**NEW!**  
The ACTIVE models now  
feature a very attractive  
price!



## Highlights of the CAMP T GLOBEBUS

- + Agile and safe handling thanks to compact van dimensions
- + Electric compressor fridge with outstanding cooling performance
- + 6 kW diesel heater with integrated 10 l warm water boiler
- + Comfortable sleep thanks to 150 mm thick 7-zone cold foam mattresses made of climate-regulating material
- + Optimal bathroom comfort thanks to practical swiveling wall
- + LED spots in seating lounge and bed area including touch function and USB charging ports
- + **With the Globebus Camp ACTIVE models, you can enjoy top-notch amenities and save money at the same time**  
All relevant details can be found on pages 30 and 31

Roof, rear and side walls insulated for winter use and clad with robust GRP




Compact vehicle dimensions

Aerodynamic cab hood with opening window



Spacious rear garage with lashing rails, illumination and power connection



# I feel at home here



## Globebus Camp T

The Globebus Camp T is the perfect choice for anyone looking for a highly compact motorhome. It can also serve as a spacious camper van alternative with extra insulation for winter use.

With a width of 220 cm, a height of 273 cm and a length starting at 599 cm, the Globebus Camp T enables travel experiences off the beaten track. The compact Globebus Camp T excels on both winding mountain roads and narrow city streets.

At the same time, it is a fully-fledged motorhome with ample room and abundant storage space. And with its thick insulation, it still cuts a fine figure even in chilly weather. If you frequently travel in the winter, you can give your Globebus a cold-weather upgrade with the optional Dethleffs winter package.





T 1 | Jupiter

1 Modern, handleless overhead locker doors with soft-close function

2 If desired, the seating lounge can easily transform into an extra sleeping berth

3 The optional ambient lighting, featuring a variety of indirect light sources, enhances the atmospheric ambiance of the living space

## SLEEPING

# Sweet dreams!



The single beds are either 201 cm or 192 cm in length, making them comfortable for use also by tall people. If desired, the vehicle can be transformed into a spacious sleeping area spanning the entire width of the vehicle. • T 4



The transverse double bed offers a generous 199 x 140 cm sleeping area. Convenient storage nets and charging sockets can be found under the overhead locker • T 1



The 15 cm thick 7-zone cold foam mattress and climate-regulating material ensure a good night's sleep.

## BATHROOM

# Smart – space-saving – refreshing!




**The bathroom in the basic position!**  
The swivel wall nestles against the outer wall to save space and thus ensures plenty of elbow room.



**To transform the bathroom into a shower cubicle,** simply release the lock and swing the swivel wall out over the toilet.



**The shower cubicle!** In combination with the plastic-panelled sliding door, the result is a fully waterproof shower cubicle. We can't imagine a better use of limited space.



## COOKING

For gourmets  
as well as fans  
of quick cuisine  
on the go



The practical Multiflex rails are compatible with a diverse range of components from the Dethleffs Original Accessories collection.

The drawers feature high-quality, sturdy pull-outs and offer plenty of convenient storage space.

# Plus factors



You can find the full specification for the Globebus Camp T models in the separate technical information or at [www.dethleffs.com/globebuscamp](http://www.dethleffs.com/globebuscamp)



The two spacious compartments beneath the beds can serve as a wardrobe (complete with a clothes rail), linen closet or convenient storage space.



Ergonomic captain seats with height/inclination adjustment as well as height-adjustable armrests.



Spacious rear garage equipped with lashing rails, lighting and a 230 V socket.



One highly sought-after amenity is the floor-to-ceiling mirror adjacent to the bathroom, complete with practical clothes hooks



Leather steering wheel with controls, cruise control, cab air-conditioning, driver and passenger airbags and much more are included as standard



The standard fog lights double as cornering lights.



The practical tensioning nets in the rear secure your cell phone and glasses at night, and a charging socket is right next to them.



The 16-inch alloy wheels add a touch of automotive style.



LOW PROFILE

# Save with the ACTIVE models



The living area in the Globebus ACTIVE features elegant "Jupiter" upholstery and beautiful ambient lighting with a variety of indirect light sources, including behind the modern window panelling in the seating lounge and kitchen.

All Globebus models are now also available in the ACTIVE version. This means you can get luxurious, high-end features at a fraction of the cost!

In addition to the components listed on the right, the exclusive "Jupiter" upholstery is included in the ACTIVE PACKAGE, as is the elegant GT exterior design featuring a high rear light moulding.



# Simply more

The ACTIVE models simply offer more! More amenities, more comfort, more travel fun, all while saving you money and keeping your vacation budget in check.

And here's what's inside:

- Soft ambient lighting above the overhead lockers and on the wall surfaces [ 1 ]
  - Window cladding of seating lounge with indirect lighting [ 1 ]
  - Dashboard featuring a dig. speedometer and a 2-DIN navigation system incl. a DAB+ receiver [ 2 ]
  - Panoramic skylight 70 x 50 cm above the seating lounge. [ 3 ]
  - Double-glazed flush fitting windows [ 4 ]
  - Bench seat with two belt-secured seats (four seats in total) [ 5 ]
  - Omnistor roof awning [ 6 ]
  - Reversing camera
  - Habitation door including window, blind and central locking system
  - Driver/passenger seat with upholstery as in the living room (Special upholstery JUPITER)
  - Electric parking brake
  - Cab climate control
  - Wireless phone charger
  - Digital heating control panel CP+.
  - Bed modification single beds to large double bed (T 4)
  - Compressor fridge 131 l
- ... and much more

**You will find a complete overview of all package components in the technical information.**



# Variety of choice

---



Calypso (standard)



Salerno (optional)



Jupiter (ACTIVE PACKAGE only)



Noce Nagano



click me

More information is available at:  
[www.dethleffs.com/globebuscamp](http://www.dethleffs.com/globebuscamp)  
or in the separate technical information



White (standard)

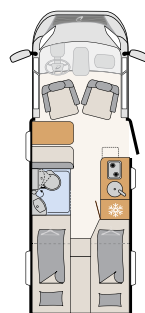


Active (component of the optional ACTIVE PACKAGE)



T 1

3 sleeping berths



T 4

3 sleeping berths

All models  
also available  
with ACTIVE  
amenities.

The indicated sleeping berths are maximum values and partly available with optional fittings.