

LOW PROFILE AND A CLASS

The perfect start

TREND



TREND highlights

- + Large rear garage, suitable for most e-bikes
- + Optional pull-down bed for Low Profile models
- + 137-litre fridge with large freezer compartment
- + Harmonious "Light Moments" lighting system (optional)
- + IsoProtect room flooring without steps or ledges
- + Roof, side walls and underfloor made of robust GRP



70 cm wide entrance door
with coupé entrance



Large opening
skylight in the cab
hood



Driver's door
as standard on A Class
models

Lifetime Smart
bodywork construction
with wood-free
GRP-clad underfloor



Relaxation is the Trend



T 7057 EB | Heron Fig. L-shaped seating lounge (optional)



Trend Low Profile

The Trend Low Profile scores with excellent road-handling properties. The sporty impression is accentuated by the sleek lines of the cab hood and the contemporary design. The optional pull-down bed above the seating lounge offers extra sleeping space without taking up any room during the day. It is electrically powered, making it effortless to lower into position. During the day, it disappears under the roof to conserve space.



Trend A Class

Experience a magnificent holiday feeling at a great price. The Trend A Class model includes all the unique features that have made the successful Dethleffs series so popular, along with the distinctive characteristics of a genuine A Class motorhome. This model offers a captivating travel experience thanks to its expansive panoramic windscreen, spacious cab, and a standard pull-down bed that provides exceptional sleeping comfort due in part to its wonderfully generous 196 x 150 cm dimensions.



I 7057 EBL | Yoko



T 7057 EB | Saros

1 The spacious, airy interior offers 205 cm of headroom.

2 Level IsoProtect living area floor – extends from the cab to the bathroom with no steps or ledges.

3 The centre table in the EBL and DBL models can be folded up for easy access to the cab.

SLEEPING

Sleep well



Sweet dreams are made of this: Dethleffs equips all fixed beds in their motorhomes with 15 cm-thick, 7-zone mattresses made of climate-regulating material. All single beds are at least 195 cm long and can be optionally converted into a large sleeping area - T/I 7057 DBL



The queen-size bed in the T/I 7057 DBL is height-adjustable and offers convenient access from three sides




Low Profile: if desired, with electric pull-down bed. Depending on the model, this makes one or two additional berths available at the press of a button (pull-down beds are fitted as standard in A Class models)

BATHROOM

Freshen up for the day ahead.



A clever solution: the centre bathroom (depending on model). The bathroom door can be used to close off the passageway to the living room. This creates a large bathroom and dressing room with plenty of privacy. A wooden sliding door allows the bathroom to be separated from the bedroom. • T/I 7057 DBL



The mirror cabinet with sliding door offers plenty of storage space. Raised edges and elasticated straps prevent items from falling out. On request, many models can be fitted with a window for improved air flow, especially after showering. • T/I 7057 DBL

COOKING

The perfect camper's kitchen.



The 137-litre fridge/freezer combination is raised for easy access. Equipped with the AES system, it automatically selects the optimum power source (12 V, 230 V or gas).

Fully equipped kitchen with lots of storage space and plenty of room to conjure up tasty meals • T 7057 DBL

Plus factors



You can find the full specification for the TREND models in the separate technical information or at www.dethleffs.com/trend-ti



The IsoProtect living area floor is completely free from steps or ledges – from the driver's cab to the bathroom.



In some Low Profile layouts, the seating lounge can be converted into an additional bed if required (depending on the model).



The overhead lockers are extremely roomy. They also feature AirPlus rear ventilation that prevents a build-up of condensation when the temperature drops.



On request, the Isofix system can be installed for safe attachment of child seats. It is fitted as standard on the EBL and DBL models.



The large rear garages feature doors on the left and right with practical one-hand operation. Lighting, a 230 V socket and a total of three lashing rails are fitted as standard.



The 70 cm-wide comfort habitation door, coupé entrance and electric step make getting in and out of the vehicle a breeze.



The aerodynamic skylight set into the cab hood on the Low Profile models allows both light and air into the vehicle.



The roof, walls and underfloor are GRP-clad and thus optimally protected against damage.

Variety of choice




Saros (standard)



Yoko



Heron - (featuring textile leather accents)



Ashton



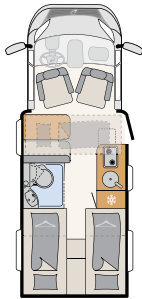
click me

More information is available at:
www.dethleffs.com/trend-ti
or in the separate technical information

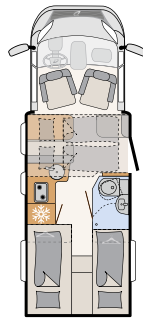


Standard

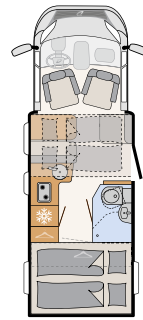
GT



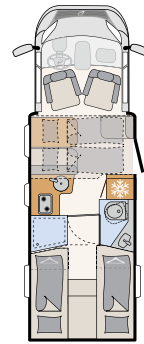
T 6717 EB
5 sleeping berths



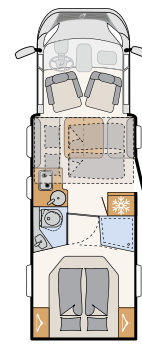
T 6817 EB
5 sleeping berths



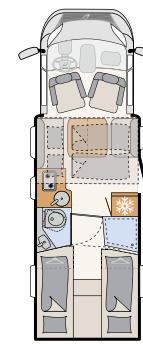
T 6877
5 sleeping berths



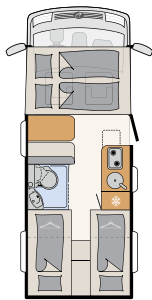
T 7057 EB
5 sleeping berths



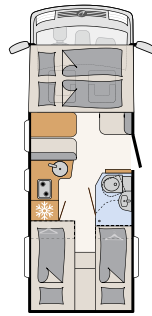
T 7057 DBL
5 sleeping berths



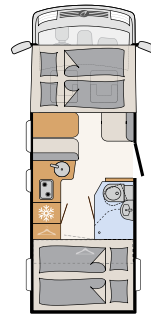
T 7057 EBL
5 sleeping berths



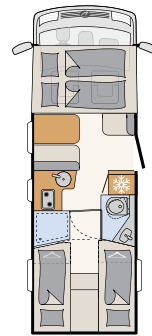
I 6717 EB
4 sleeping berths



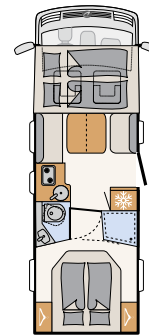
I 6817 EB
4 sleeping berths



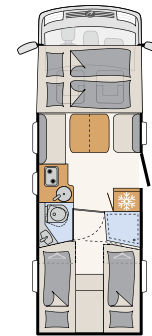
I 6877
5 sleeping berths



I 7057 EB
5 sleeping berths



I 7057 DBL
4 sleeping berths



I 7057 EBL
4 sleeping berths

The indicated number of sleeping berths are maximum values and are partly only available with optional fittings. L-shaped seating lounge is part of the optional Design package.